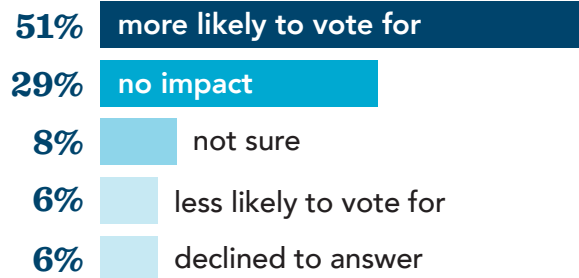


# Voters Nationwide and Regional Support for Medical Aid in Dying

Voters are **8X** more likely “to vote for a candidate for the State Legislature if they sponsor or support legislation to allow a mentally sound adult with an incurable, terminal illness to have the option of medical aid in dying.”

## VOTER'S PREFERENCES:



## Support for *Personally Wanting* the Option of Medical Aid in Dying Spans Every Geographic and Demographic Group Surveyed

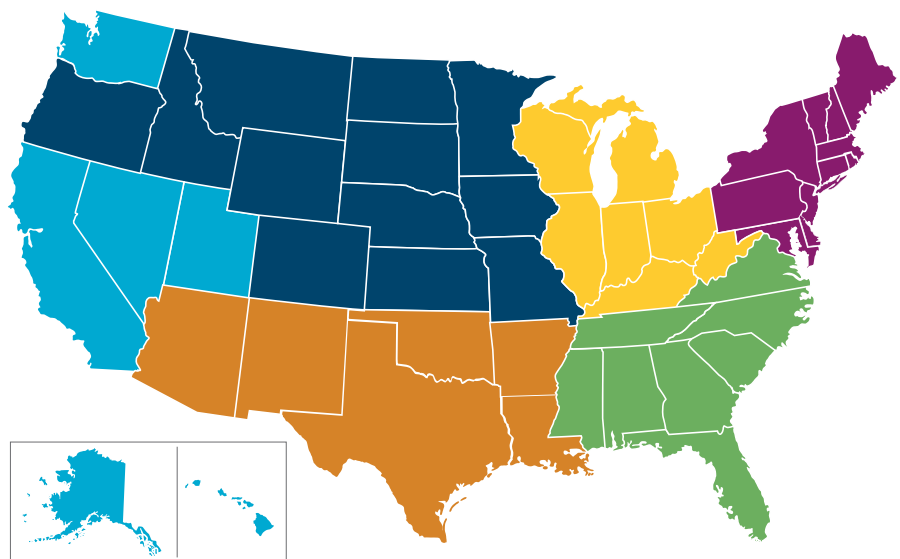
### OVERALL:

**67%** personally want the option of medical aid in dying.

SURVEY QUESTION - “If you had an incurable, terminal illness, still had a sound mind, had less than six months to live, and you met the legal requirements, would you want the option of medical aid in dying?”

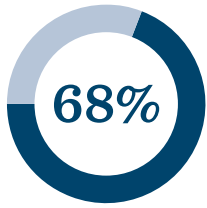
### BY REGION:

- Western voters: **62%**
- North Central voters: **69%**
- Midwest voters: **61%**
- Northeast voters: **66%**
- Southern voters: **66%**
- Southwest voters: **79%**

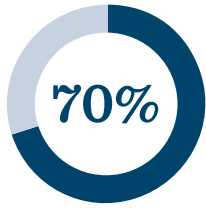


Source: Susquehanna Polling & Research telephone survey of 951 voters, Nov. 2-10, 2021

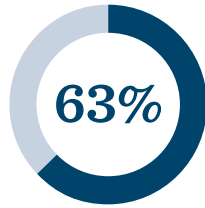
**BY PARTY AFFILIATION (SELF-IDENTIFIED):**



Republicans

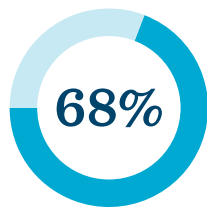


Democrats

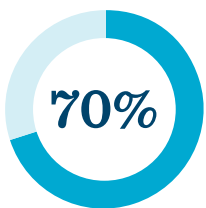


Independents

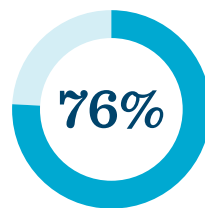
**BY RACE:**



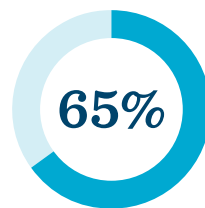
African American



Hispanic/Latino

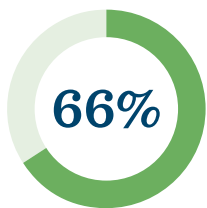


White

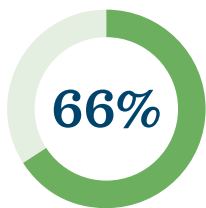


All Other

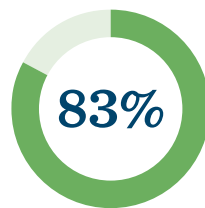
**BY RELIGION:**



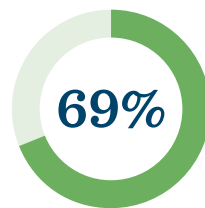
Catholic



Protestant



Jewish



All Other

